



Details of activities towards maintenance of quality

Department of Panchkarma has under taken various steps towards the improvement of quality standards of Panchkarma services -

- ◆ To improve the quality of Panchkarma procedures, hands on training of various Panchkarma procedures is given to Panchkarma Technicians and Panchkarma Assistants.
- ◆ All the Panchkarma procedures have monitored by all PG and PhD students under the guidance of consulting Teaching staff.
- ◆ SOPs are developed and made available for all the working staff in Panchkarma Dept. as per the NABH norms.
- ◆ SOPs are periodically monitored and revised to achieve the quality standards.
- ◆ To improve the quality of Panchkarma, department has conducting training program once in a year for Panchkarma Technicians and Panchkarma Assistants.
- ◆ To improve the clinical documentation regarding Panchkarma procedures, OPD and IPD, department has adopted once a year reorientation program of PGs, Interns and Panchkarma Nurse.
- ◆ Hospital has a standard format of Panchkarma procedure consent form.
- ◆ To deliver hygienic administration of Panchkarma procedures, department has started the use of separate bedsheets for each patient.
- ◆ Also the medicines like different tailas are brought by the patient from OPD medical which are used to that patient only to avoid the contamination.
- ◆ To maintain the hygiene during and after Panchkarma procedures, Gloves and catheters have been using separately for each patient.

Manjusha

H. O. D.

Panchakarma Dept.
Shri Saptashrungi Ayurved,
College & Hospital,
Nashik

8.1.3

Promotion of seasonal Panchakarma and implementation of lifestyle modifications including Kaumarapanchakarma

Training and skill development program

2022



SHREE SAPTASHRUNGI AYURVED MAHAVIDYALAYA & HOSPITAL

Kamal Nagar, Hirawadi, Panchavati, Nashik - 422 003. | Tel.: (0253) 2621565 (College) | (Hosp.) 2518548
Fax : (0253) 2621638 ● E-mail : ssamnsk@gmail.com ● website : www.ssam.in

Kaumarpanchkarma: Training and skill development program of the therapists and PGs

Topic: Demonstration of Shirodhara in pediatric patients

The training and skill development program was conducted by Kaumarbhritya and Panchkarma department.

Venue: OPD & IPD Department of Kaumarbhritya and Panchkarma, Shree Saptashrungi Ayurved Mahavidyalaya & Hospital, Nashik.

Date:-19 Dec 2022

Time:-10.00 am to 1.00 pm

Demonstrator:- Dr Yogesh Surase

Objectives:

- To explain the purvakarma, pradhankarma and pashchat karma of Shirodhara
- To develop practical hand of Shirodhara in therapists.
- To develop skills to handle children during Shirodhara

Procedure training:

- Indirect method (water bath) of oil heating.
- Explanation and demonstration of Purvakarma of Shirodhara
- Giving proper position to the patient for Shirodhara.
- Adjustments of Shirodhara patra according to patients.
- Explanation and demonstration of procedure manually as well as on automatic Shirodhara machine.
- Proper handling of automatic Shirodhara machine and precautions to be taken.
- Importance of music therapy during Shirodhara
- Pashchat karma of Shirodhara

H. O. D.

H. O. D.
Panchakarma Dept.
Shri Saptashrungi Ayurved,
College & Hospital,
Nashik










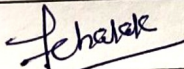





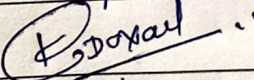


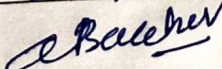


Kaumarpanchkarma: Training and skill development program of the therapists and PGs

Topic: Demonstration of Shirodhara in pediatric patients

Date:-19 Dec 2022

Time:-10.00 am to 1.00 pm

List of present members:

Sr. No.	Name of the participants	Sign
1	Mr Sushil Chaporkar	
2	Mrs Sangeeta Salee	
3	Mrs Banu Donde	
4	Mr. Kunal More	
5	Mr. Anil Pawar	
6	Mrs Jyoti Salunke	
7	Mr Ramnath Rokade	
8	Mrs Sushma Sonawane	
9	Dr Prachi Rasal	
0	Dr Tejaswini Chalak	
11	Dr Pallavi Deulkar	
12	Dr Akanksha Kadu	
13	Dr Anushri Raut	
14	Dr Sneha IDanorkar	
15	Dr Geeta Datir	
16	Dr Daxal Kawad	
17	Dr Abha Pampalia	
18	Dr Kirti Patil	
19	Dr Aniket Bhacchav	
20	Dr Shivani kshirsagar	
21	Dr Rajashri Jahagirdar	

22	Dr Manjusha More	<i>Manjusha</i>
23	Dr Dipali Chavan-Sonawane	<i>Dipali</i>
24	Dr Ambadas Kulkarni	<i>Ambadas</i>
25	Dr Ravindra Phadol	<i>Phadol</i>
26	Dr Anupampatil	<i>Anupampatil</i>
27	Mr Sushil Chaporkar	<i>Sushil</i>
28	Dr Snehal Lawate	<i>Lawate</i>
29	Dr Thube Shashikant	<i>Shashikant</i>
30	Dr Ruchida Umbre	<i>Ruchida</i>
31	Dr Amit Jadhav	<i>Amit</i>
32	Dr Pawan Sanap	<i>Pawan</i>
33	Dr Sunil Chaudhari	<i>Sunil</i>
34	Dr Kiran Shinde	<i>Kiran</i>
35	Dr Yogesh Surse	<i>Yogesh</i>
36	Dr Gaurav Deore	<i>Gaurav</i>

Manjusha
H. O. D.
Panchakarma Dept.
Shri Saptashrungi Ayurved,
College & Hospital,
Nashik

8.1.3

Promotion of seasonal Panchakarma and implementation of lifestyle modifications including Kaumarapanchakarma

Training and skill development program

2021



SHREE SAPTASHRUNGI AYURVED MAHAVIDYALAYA & HOSPITAL

Kamal Nagar, Hirawadi, Panchavati, Nashik - 422 003. | Tel.: (0253) 2621565 (College) | (Hosp.) 2518548
Fax : (0253) 2621638 • E-mail : ssamnsk@gmail.com • website : www.ssam.in

Kaumarpanchkarma: Training and skill development program of the therapists and PGs

Topic: Preperation of different pottalies for Pinda Swedas and its application

The training and skill development program was conducted by Kaumarbhritya and Panchkarma department.

Venue: OPD & IPD Department of Kaumarbhritya and Panchkarma, Shree Saptashrungi Ayurved Mahavidyalaya & Hospital, Nashik.

Date:-14 Dec 2021

Time:-10.00 am to 1.00 pm

Demonstrator:- Dr Nandakishor Umale

Objectives:

- To differentiate materials as per the requirement of Pottali
- Assimilation of Pottali of desired medicines
- To develop skill for application of Pind Sweda with safety measures

Procedure training:

- To collect the prescribed material from resources
- To prepare the required bolus for Pottali assimilation
- Processing of medicines (mixing, cooking, decoction making, ksheerpak vidhi, etc)
- Collection of processed medicine and division of it in equal parts for making desired number of Pottalies for Pind-Sweda
- Uniform tying of Pottali in order to smooth functioning
- Maintain appropriate temperature which will not harm the patient
- Train about Method of application of Pind Sweda

Manjasha

H. O. D.
Panchakarma Dept.
Shri Saptashrungi Ayurved,
College & Hospital,
Nashik

Kaumarpanchkarma: Training and skill development program of the therapists and PGs

Topic: Preperation of different pottalies for Pinda Swedas and its application

Date - 14 Dec 2021

Time -10.00 am to 1.00 pm

List of present members:

Sr. No.	Name of the participants	Sign
1	Dr. Manjusha S. More	Manjusha
2	Mr Sushil Chaporkar	Sushil
3	Mrs Sangeeta Salee	Salee
4	Mrs Banu Dondre	B Dondre
5	Mr. Kunal More	K.K More
6	Mr. Anil Pawar	Anil
7	Mrs Sangita Madake	S B madake
8	Mr Ganesh Junjane	Ganesh
9	Mr Ramnath Rokade	Rokade
0	Mrs Sulbha Gadekar	Sulbha
11	Mrs Sushma Sonawane	S. R. Sonawane
12	Dr Prachi Rasal	Prachi
13	Dr Tejaswini Chalak	Tejalak
14	Dr Pallavi Deulkar	Pd
15	Dr AkankshaKadu	Akanksha
16	Dr AnushriRaut	A Raut
17	Dr Snehal Danorkar	S Danorkar
18	Dr Geeta Datir	Geeta
19	Dr Shradha Borase	Borase
20	Dr Sharayu Patil	Sharayu
21	Dr Vaidehi Deokar	V Deokar

22	Dr Sneha Chavan	<u>Schavan</u>
23	Dr Daxal Kawad	<u>Daxal</u> ..
24	Dr Abha Pampalia	<u>Abha</u>
25	Dr Kirti Patil	<u>Kirti Patil</u>
26	Dr Aniket Bhacchav	<u>Bacchav</u>
27	Dr Shivani kshirsagar	<u>SK</u>
28	Dr Kiran Shinde	<u>Kiran</u>
29	Dr. Pradnya Sudarshani	<u>P.</u>
30	Dr. Prajakta Palande	<u>Palande</u>
31	Dr Onkar Walhekar	<u>Walhekar</u>
32	Dr. Saurabh Bagal	<u>Bagal</u>
33	Dr Yogesh Surse	<u>Yogesh</u>

Manjasha
H. O. D.
Panchakarma Dept.
Shri Saptashruni Ayurved,
College & Hospital,
Nashik

8.1.3

Promotion of seasonal Panchakarma and implementation of lifestyle modifications including Kaumarapanchakarma

Training and skill development program

2020



SHREE SAPTASHRUNGI AYURVED MAHAVIDYALAYA & HOSPITAL

Kamal Nagar, Hirawadi, Panchavati, Nashik - 422 003. | Tel.: (0253) 2621565 (College) | (Hosp.) 2518548
Fax : (0253) 2621638 • E-mail : ssamnsk@gmail.com • website : www.ssam.in

Kaumarpanchkarma: Training and skill development program of the therapists and PGs

Topic: Snehana (Bahya) and their modalities

The training and skill development program was conducted by Kaumarbhritya and Panchkarma department.

Venue: OPD & IPD Department of Kaumarbhritya and Panchkarma, Shree Saptashrungi Ayurved Mahavidyalaya & Hospital, Nashik.

Date:-22 Dec 2020

Time:-10.00 am to 1.00 pm

Demonstrator:- Dr Manjusha More, Dr Sadhana Babel

Objectives:

- To develop proper Abhyanga skills in therapists.
- To differentiate between Abhyanga, Mardana, Samwahan.

Procedure training:

- Proper method (water bath-indirect heating) for heating of prescribed oils.
- Preparation of patient before Abhyanga.
- Giving proper positions for Abhyanga to patients.
- Explanation and demonstration of different strokes of Abhyanga
- Difference between pressure and strokes of Mardana, Samwahan and Abhyanga.
- Pashchat karma – Swedana, rest, hot water bath, pathyakar ahara, and other treatments.
- Explanation of different modalities of Snehana like lepa, Shiroabhyanga, Karnapurana, Padaghat, Padabhyanga, etc.

Manjusha

H. O. D.
Panchakarma Dept.
Shri Saptashrungi Ayurved,
College & Hospital,
Nashik




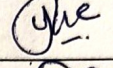






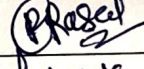






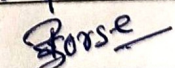

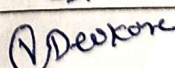



Kaumarpanchkarma: Training and skill development program of the therapists and PGs

Topic - Snehana(Bahya) and their modalities

Date:- 22 Dec 2020

Time:-10.00 am to 1.00 pm

List of present members:

Sr. No.	Name of the participants	Sign
1	Mr Sushil Chaporkar	
2	Mrs Sangeeta Salee	
3	Mrs Jijabai Mahajan	
4	Mr. Yogesh Khambekar	
5	Mr. Sunil Tayde	
6	Mrs Sangita Madake	
7	Mr Sunil Bhavsar	
8	Mr Chetan Bidwe	
9	Mrs Shital Raut	
0	Mrs Bhagyashri Lonari	
11	Dr Prachi Rasal	
12	Dr Tejaswini Chalak	
13	Dr Pallavi Deulkar	
14	Dr Akanksha Kadu	
15	Dr Anushri Raut	
16	Dr Snehal Danorkar	
17	Dr Geeta Datir	
18	Dr Shradha Borase	
19	Dr Sharayu Patil	
20	Dr Vaidehi Deokar	
21	Dr Sneha Chavan	
22	Dr Manjusha More	
23	Dr Dipali Chavan-Sonawane	

24	Dr Ambadas Kulkarni	<i>A. Kulkarni</i>
25	Dr Ravindra Phadol	<i>Bhadol</i>
26	Dr Poonam Sonawane	<i>Sonawane</i>
27	Dr. Patil Santosh	<i>Patil</i>
28	Dr. Pratik Shrimadilkar	<i>Pratik</i>
29	Dr. Kadam Priyanka	<i>PK</i>
30	Dr. Deshmukh Swaraj	<i>Swaraj</i>
31	Dr. Harshal Thoke	<i>H. Thoke</i>
32	Dr. Ummaid Khan	<i>U. Khan</i>
33	Dr Yogesh Surse	<i>Y. Surse</i>
34	Dr Kiran Shinde	<i>K. Shinde</i>

Dhanjoshi
H. O. D.
Panchakarma Dept.
Shri Saptashrungi Ayurved,
College & Hospital,
Nashik

8.1.3

Promotion of seasonal Panchakarma and implementation of lifestyle modifications including Kaumarapanchakarma

Training and skill development program

2019



Kaumarpanchkarma: Training and skill development program of the therapists and PGs

Topic: Maintenance of Jalauka and Jalaukavacharan Vidhi

The training and skill development program was conducted by Kaumarbhritya and Panchkarma department.

Venue: OPD & IPD Department of Kaumarbhritya and Panchkarma, Shree Saptashrungi Ayurved Mahavidyalaya & Hospital, Nashik.

Date:-28 Dec 2019

Time:-10.00 am to 1.00 pm

Demonstrator:- Dr Nilesh Dalvi

Objectives:

- To explain how to maintain Jalauka
- Administration of Jalauka over desired part of Body
- Demonstration of Jalauka Vaman

Procedure training:

- Regular changing of Water (usually every 7 days) from vessel in which Jalaukas are kept.
- Avoid Chlorinated tap water, instead that use water from natural resources.
- Clean the surface of body on which Jalauka has to be administered.
- Keep Jalauka over that area, if Jalauka is not attaching then give slight prick using sterilized Needle.
- After complete sucking of vitiated Blood Jalauka detaches automatically, if not so put Turmeric or Rock salt powder over the mouth of it.
- After that keep it in Kidney Tray filled with turmeric powder and the sucker of Jalauka is deep into that Powder, Let Jalauka vomit Sucked vitiated blood.
- Then at last Squeeze Jalauka gently in order to complete emptying of Jalauka.
- Keep Jalauka in clean water filled vessel.

Manjusha






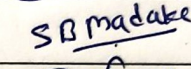
















H. O. D.
Panchakarma Dept.
Shri Saptashrungi Ayurved,
College & Hospital,
Nashik

Kaumarpanchkarma: Training and skill development program of the therapists and PGs

Topic: Maintenance of Jalauka and JalaukavacharanVidhi

Date 28/12/2019

Time - 10. am to 1. pm

Sr. No.	Name of the participants	Sign
1	Mr Sushil Chaporkar	
2	Mrs Sangeeta Salee	
3	Mrs Jijabai Mahajan	
4	Mr. Yogesh Khambekar	
5	Mr. Sunil Tayde	
6	Mrs Sangita Madake	
7	Dr Ruchika Bafana	
8	Dr Renu Bhoskar	
9	Dr Dipali Kundalwar	
0	Dr Shruti Takalkar	
11	Dr Anupama Patil	
12	Dr Swati Sonawane	
13	Dr Geeta Datir	
14	Dr Shradha Borase	
15	Dr Sharayu Patil	
16	Dr Vaidehi Deokar	
17	Dr Sneha Chavan	
18	Dr Manjusha More	
19	Dr DipaliChavan-Sonawane	
20	Dr Ambadas Kulkarni	
21	Dr Ravindra Phadol	
22	Dr Poonam Sonawane	

23	Dr. Chaudhari Ashish	<u>Ashish</u>
24	Dr. Thorat Sayali	<u>Sayali</u>
25	Dr. Burkule Pravin	<u>Pravin</u>
26	Dr. Rasal Bhagyashree	<u>Bhagyashree</u>
27	Dr. Amodkar Manish	<u>Manish</u>
28	Dr. Chaudhari Shrikant	<u>Shrikant</u>
29	Dr Kiran Shinde	<u>Kiran</u>
30	Dr Yogesh Surse	<u>Yogesh</u>

Manjusha
H. O. D.
Panchakarma Dept.
Shri Saptashrungi Ayurved,
College & Hospital,
Nashik

8.1.3

Promotion of seasonal Panchakarma and implementation of lifestyle modifications including Kaumarapanchakarma

Training and skill development program

2018



SHREE SAPTASHRUNGI AYURVED MAHAVIDYALAYA & HOSPITAL

Kamal Nagar, Hirawadi, Panchavati, Nashik - 422 003. | Tel.: (0253) 2621565 (College) | (Hosp.) 2518548
Fax : (0253) 2621638 ● E-mail : ssamnsk@gmail.com ● website : www.ssam.in

Kaumarpanchkarma: Training and skill development program of the therapists and PGs

Topic: Asthapan Basti dravya sammelan vidhi

The training and skill development program was conducted by Kaumarbhritya and Panchkarma department.

Venue: OPD & IPD Department of Kaumarbhritya and Panchkarma, Shree Saptashrungi Ayurved Mahavidyalaya & Hospital, Nashik.

Date:-26 Dec 2018

Time:-10.00 am to 1.00 pm

Demonstrator:- Dr Mandar Bhanage

Objectives:

- To Demonstrate procedure of Asthapan (Niruh) basti sammelan
- How to fill Basti Putaka with Basti dravyas
- Fixation of Basti Netra with Basti Putaka

Procedure training:

- Take the prescribed amount of honey in vessel
- Add rock salt in desired quantity and mixing it with continue stirring
- Add therapeutic amount lukewarm desired oil in stirring vessel
- Put paste of Shatavha and continue stirring
- Add Medicated decoction little by little quantity to make uniform emulsion
- Heat the prepared Basti emulsion in pre heated water (water bath method)
- Fill it into Basti putaka carefully with minimal spill
- Tie Basti Netra with filled Putaka properly
- Now it's ready for administration

Manjusha



















H. O. D.













Panchakarma Dept.
Shri Saptashrungi Ayurved,
College & Hospital,
Nashik

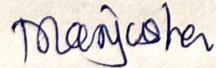
Name of the Program - Kaumarpanchkarma: Training and skill development program of the therapists and PGs

Date - 26/12/2018

Time - 10.00am to 1.00pm

Sr. No.	Name of the participants	Sign
1	Mr Sushil Chaporkar	
2	Mrs Sangeeta Salee	
3	Mrs Savita Patole	
4	Mr. Yogesh Khambekar	
5	Mr. Sunil Tayde	
6	Dr Nilam Auradkar	
7	Dr Shradha Bukadane	
8	Dr Pradnya Phulari	
9	Dr Rakshanda Bhosale	
10	Dr Seema Pardeshi	
11	Dr Sayali Kharade	
12	Dr Ruchika Bafana	
13	Dr Renu Bhoskar	
14	Dr Dipali Kundalwar	
15	Dr Shruti Takalkar	
16	Dr Anupama Patil	
17	Dr Swati Sonawane	
18	Dr Manjusha More	

19	Dr Dipali Chavan-Sonawane	
20	Dr Ambadas Kulkarni	
21	Dr Ravindra Phadol	
22	Dr Poonam Sonawane	
23	Dr. Dighe Aakash	
24	Dr. Khillari Mangesh	
25	Dr. Surve Sheetal	
26	Dr. Jadhav Sunil	
27	Dr. Shinde Durgesh	
28	Dr.Dhanwai Rahul	
29	Dr Yogesh Surse	
30	Dr Kiran Shinde	


H. O. D.
 Panchakarma Dept.
 Shri Saptashruni Ayurved,
 College & Hospital,
 Nashik